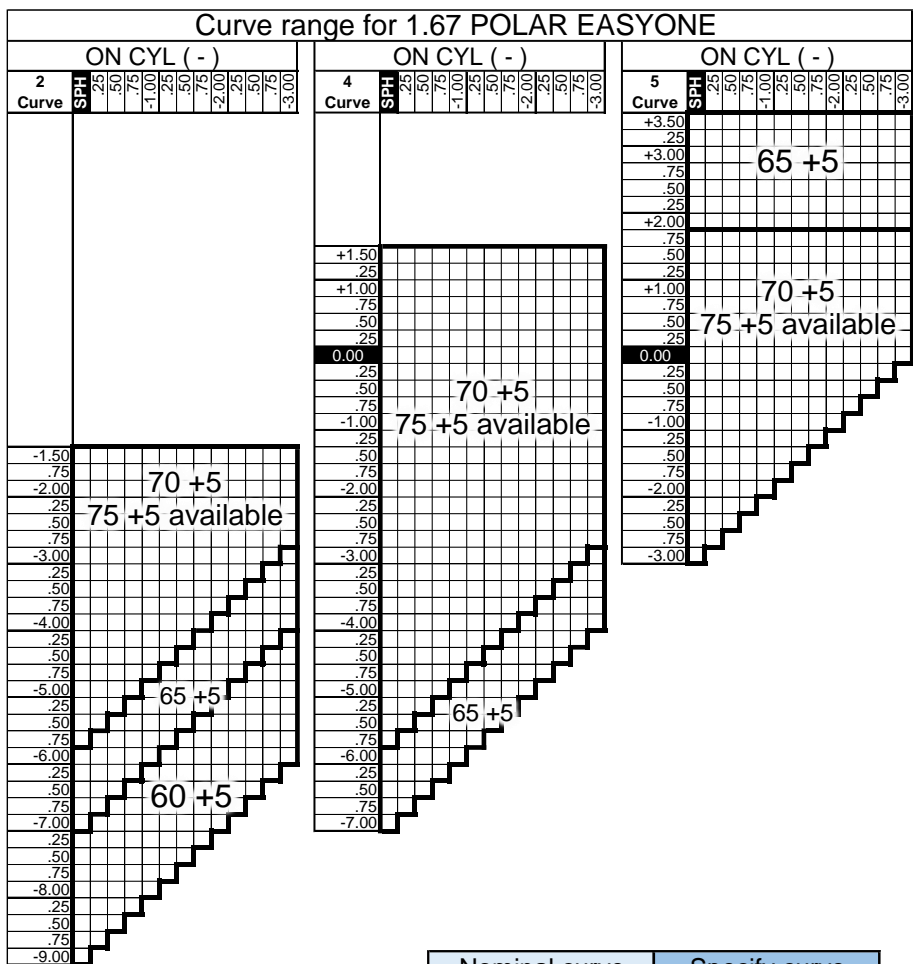
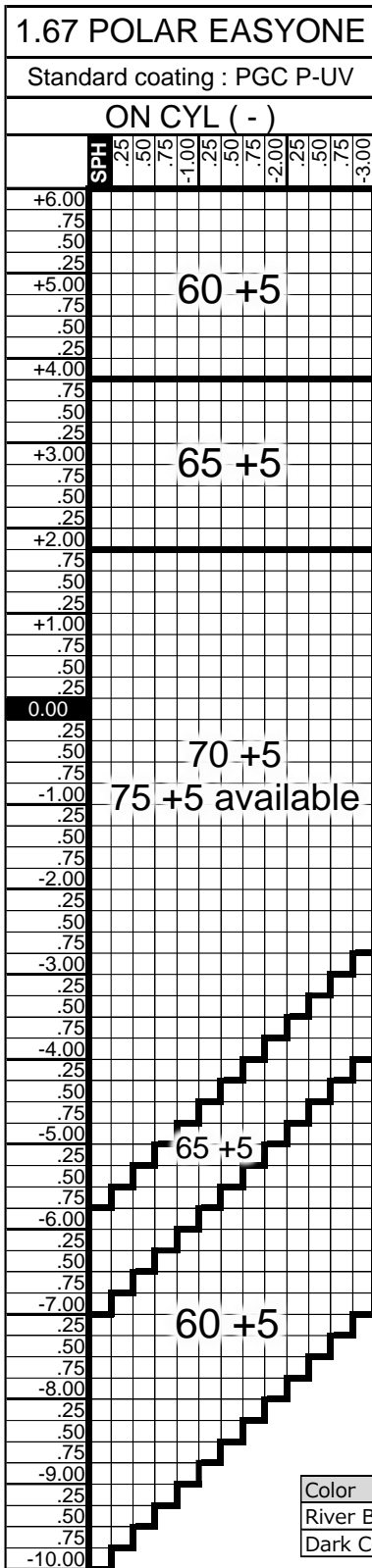


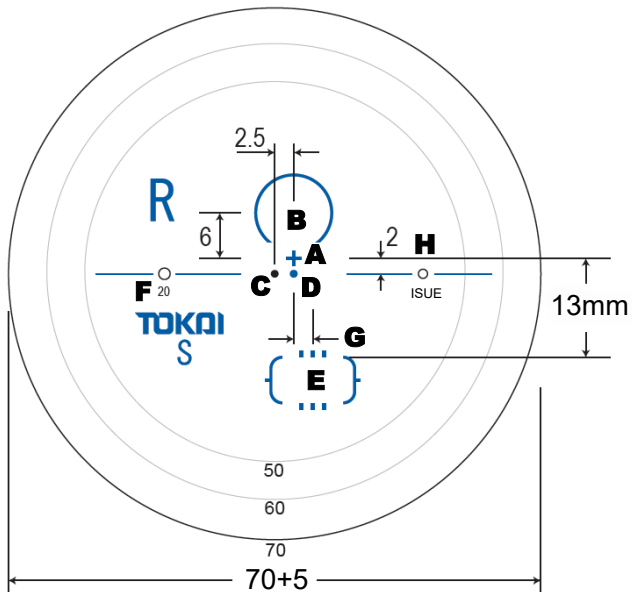
1.67 POLAR EASYONE



Nominal curve	Specify curve
2	2.0
4	4.0
5	5.0

Color	Clipped
River Blue	RVB
Dark Copper	DCP

Specifications	Specifiable range / Availability
Size reduction	by 50mm Min : only (+), 1mm steps
Prism	Up to 3 prism
Decentration	Not available
Base curve selection	Available (Please refer "Curve" page)
Corridor	11,12,13mm
Addition	0.50D to 4.00D at 0.25 steps
Inset	0.0 to 5.0 mm at 0.1 mm steps
Inset design from other elements	Designed by far PD, power, reading distance,
Reading distance can be prescribed	25cm to 80cm at 1cm steps
Wrap angle (Default value: 0.0°)	0.0° ~ 15.0° (0.1°steps)
Slice (Frame shape required)	Available
Remote edging	Available except groove type frame (Wrap angle more than 11° is not available, Base curve more than 6 in minus range is not available.)
Fine edge processing	Not Available



Lens mark	
A	Fitting point (far vision eye point)
B	Area to measure the far vision power
C	Geometrical center
D	Area to measure the prismatic power
E	Area to measure the near vision power
F	Addition
G	Inset (0.0 to 5.0 mm at 0.1 mm steps)
H	Identification and location mark

Product mark	Corridor	Index	Design
I	N 11mm	U 1.67	E
	T 12mm		
	S 13mm		