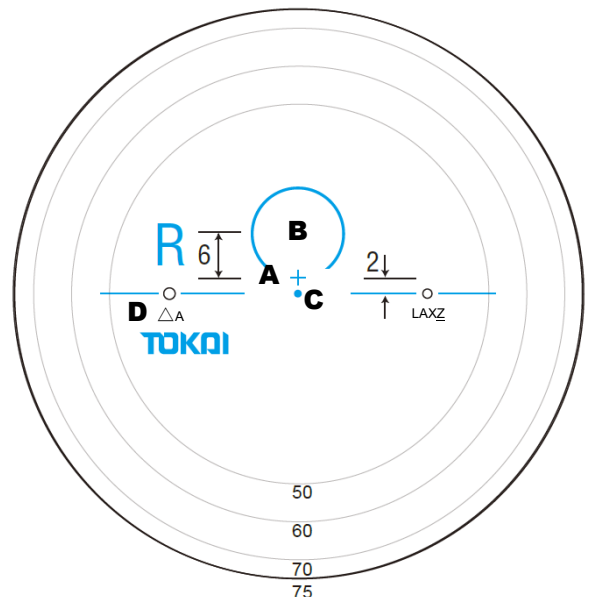
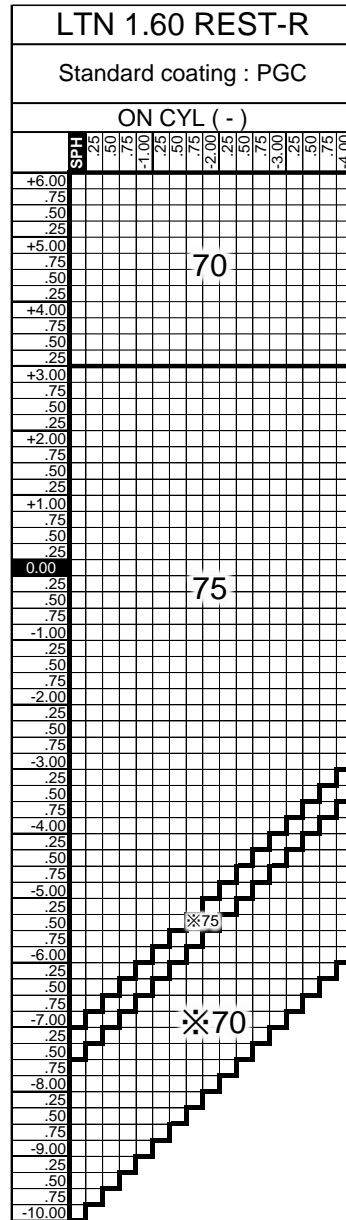




LUTINA REST-R

※In case of with prism, the lens may be a cataract lens depending on the power



	Specifications	Specifiable range / Availability	
Prescription	Size reduction	by 50mm Min : only (+), 1mm step	
	Prism	Up to 3 prism	
	Decentration	Not available	
	Base curve selection	Available	
	Color	Available (Please refer "available color list")	
Type	LUTINA Photochromic	Gray, Brown, Only for LTN-P 1.60 Surf Blue	
	Eye assist	Type A: MAX +0.50D under fitting point Type B: MAX +0.75D under fitting point Type C: MAX +1.00D under fitting point Type D: MAX +1.25D under fitting point	
	Frame data	Slice (Frame shape required)	Available for plus & mixed power lenses
		Remote edging	Available
	Fine edge processing	Available(Less S+C = -3.00 :Not available)	

Product mark	Index	Type
LAX	1.76	ΔA Type A
U	1.67	ΔB Type B
E	1.60	

Lens mark	
A	Fitting point (far vision eye point)
B	Area to measure the power
C	Geometrical center / Area to measure the prismatic power
D	Engraving mark