
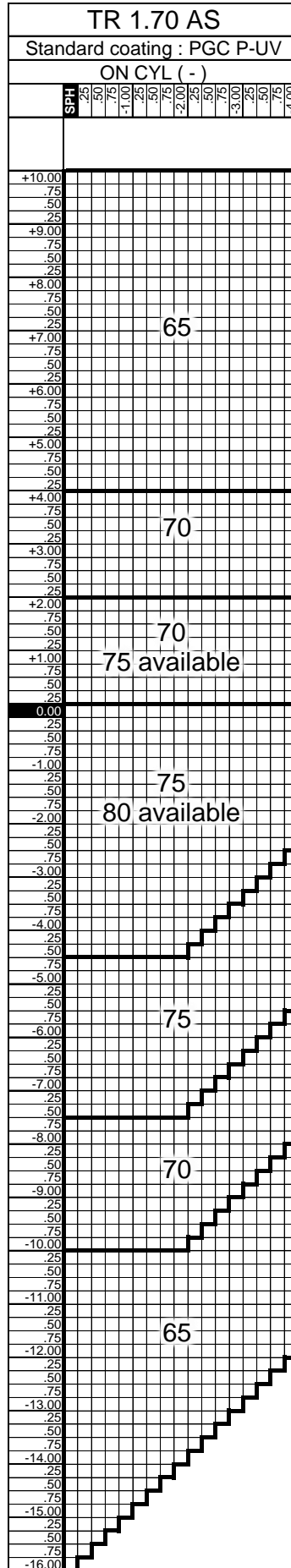
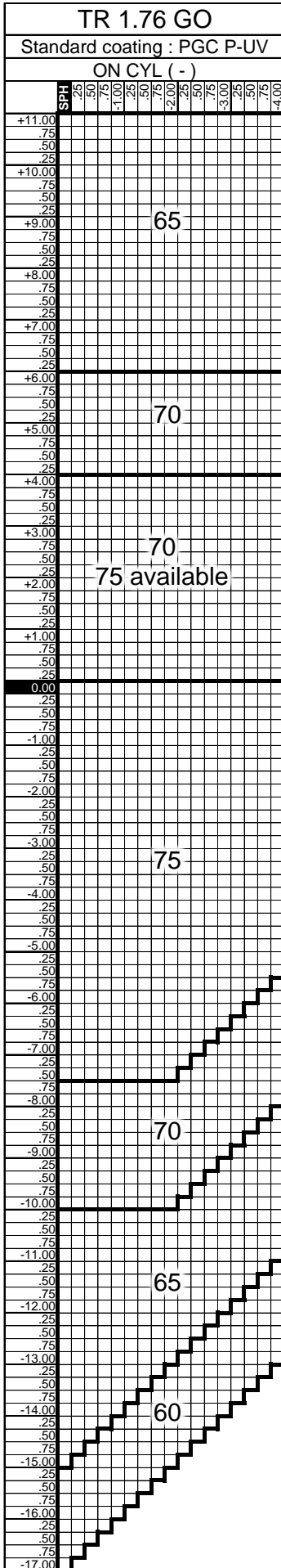


TRANSITIONS Single vision

Double side aspheric

Aspheric

Spheric



Specifications		Specifiable range / Availability
Prescription	Size reduction	by 50mm Min : only (+), 1mm step
	Prism	Up to 3 prism
	Decentration	Not available for TR1.76GO, TR 1.70AS Available for TR 1.60
	Base curve selection	Not available for TR1.76GO, TR 1.70AS Available for TR 1.60
	Photochromic color	Gray, Brown
Frame data	Slice (Frame shape required)	Available for plus & mixed power lenses
	Remote edging	Available
	Fine edge processing	Only TR 1.76GO available (Less S+C = -3.00 :Not available)