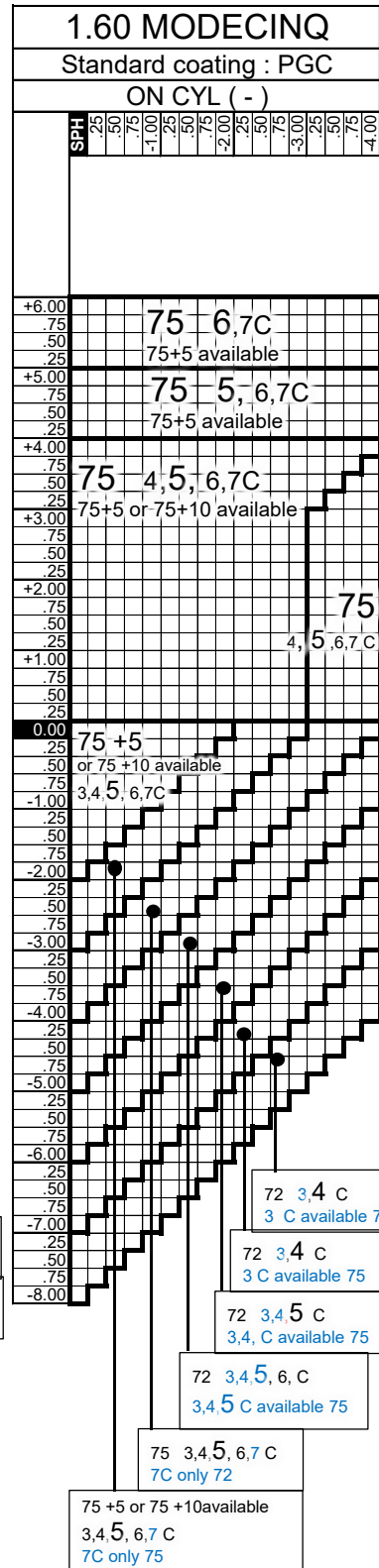
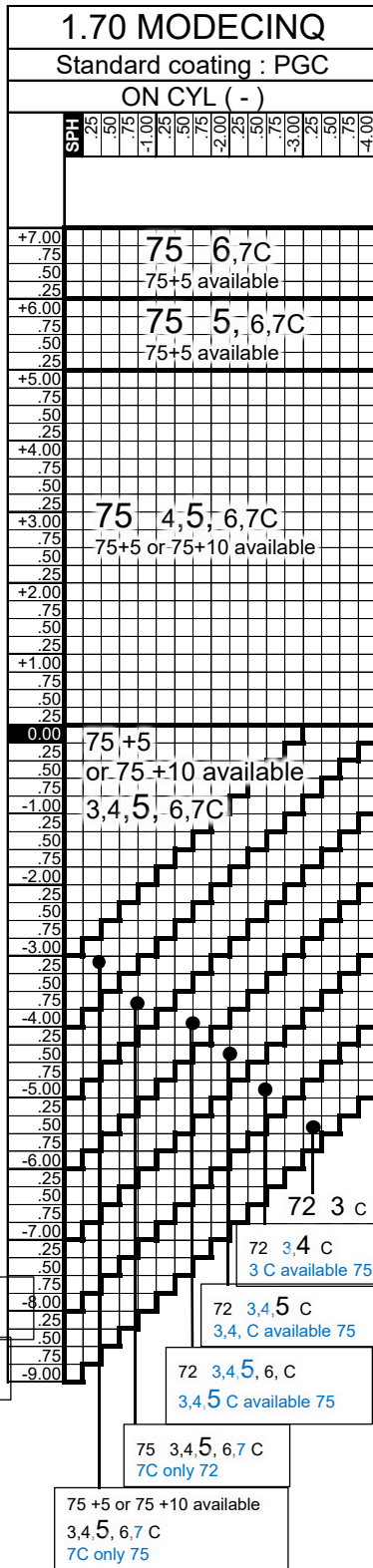
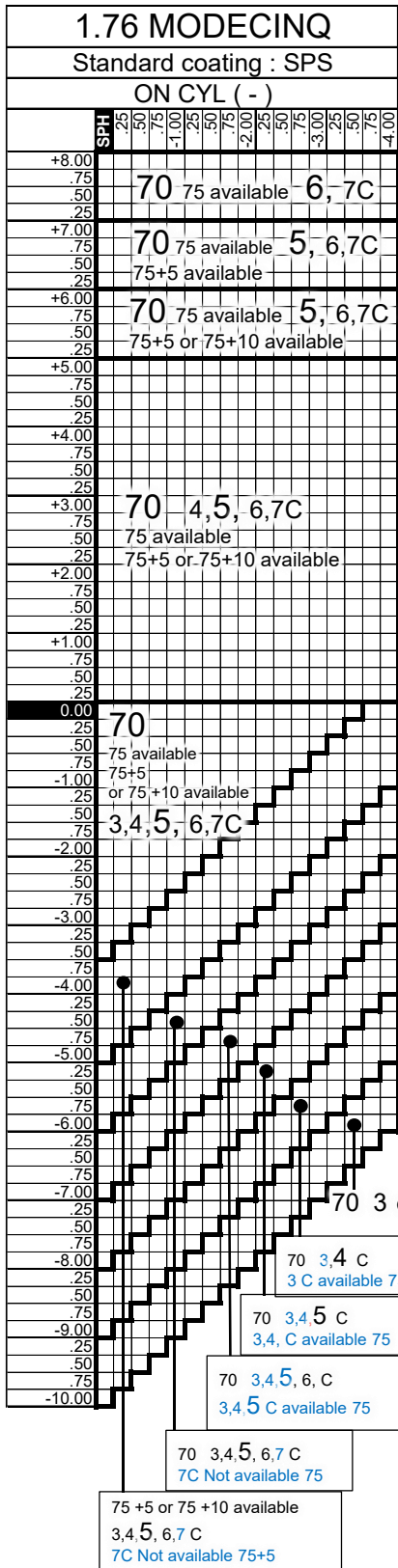


MODECINQ

※In case of with prism, the lens may be a cataract lens depending on the power



Specifications		Specifiable range / Availability
Prescription	Size reduction	by 50mm Min : only (+), 1mm steps
	Size expansion option	"75mm +5mm": 2.5mm decentration, "75mm +10mm": 5.0mm decentration.
	Prism	Up to 3 prism (Up to 1 prism : base 7)
	Decentration	Not available
	Base curve selection	Selectable from base 3, 4, 5, 6, and 7 depending on prescription
	Large font: Standard curve Small font: Option curve	Ex. 3, 4, 5, 6, 7c Standard: 5 curve
Individual	Color	Available (Please refer "available color list")
	Wrap angle (Default value: 0.0°)	0.0° ~ 15.0° (0.1° steps)
Frame data	Slice (Frame shape required)	Available for plus & mixed power lenses
	Remote edging	Available (Wrap angle more than 11° is not available, Base curve more than 6 in minus range is not available.)
	Fine edge processing	Not available