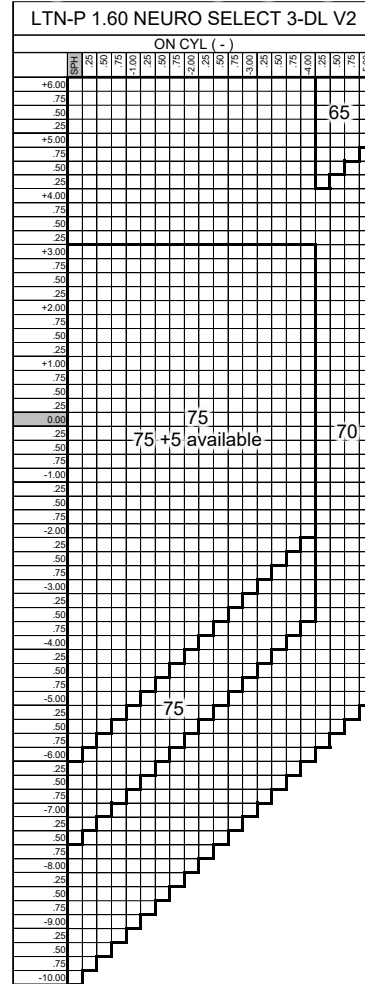
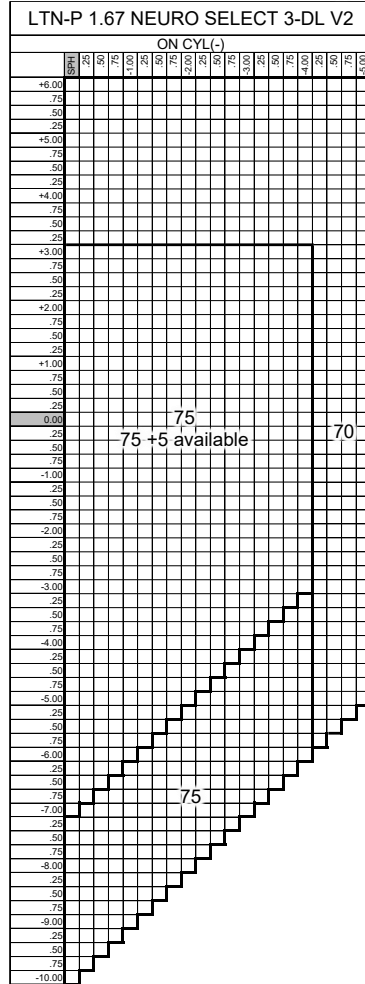
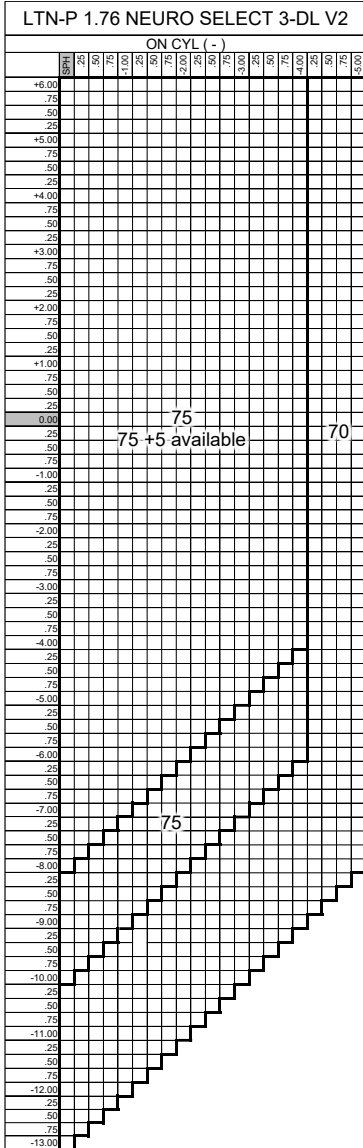


# LTN-P NEURO SELECT 3-DL V2

※The lens may be a cataract lens depending on the power



Corridor	11,12,13,14,15mm
Addition	0.50D to 4.00D at 0.25 steps

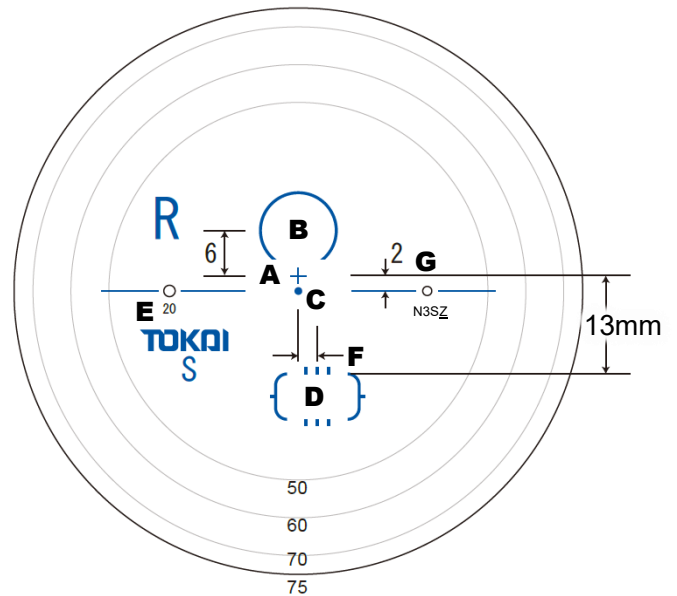
Photochromic color	Category Number	Visible Transmittance (%)	Capability for Driving	Capability for Driving at Night
LUTINA PHOTO Brown Version2	0/3	90/13	○	○
LUTINA PHOTO Gray Version2	0/3	89/11	○	○
LUTINA PHOTO Blue Version2	0/2	92/21	○	○
LUTINA PHOTO Green Version2	0/3	90/13	○	○

※Blue and Green are compatible with 1.67 and 1.60, but not 1.76.

Option for MT, i, MTI		
MT	Mytune	Frame shape information required.
i	Individual	Individual parameters can be specified.
MTI	Mytune & Individual	Frame shape information required. Individual parameters can be specified.
Individual parameters	Wrap angle (Default value: 0.0°)	0.0° ~ 15.0° (0.1° steps)
	Tilt angle (Default value: 8.0°)	-5.0° ~ 25.0° (0.1° steps)
	Vertex distance (Default value: 12.0mm)	8.0mm ~ 25.0mm (0.1mm steps)

Inset	Inset	0.0 to 5.0 mm at 0.1 mm steps
	Inset design from other elements	Designed by far PD, power, reading distance, wrap angle, tilt angle and vertex distance
Reading distance	Reading distance can be prescribed	25cm to 80cm at 1cm steps

Specifications		Specifiable range / Availability
Prescription	Size reduction	by 50mm Min : only (+), 1mm step
	Prism	Up to 3 prism
	Decentration	Not available
	Base curve selection	Available
	Slice (Frame shape required)	Available for plus power lenses
Frame data	Remote edging	Available
	Fine edge processing	Not available



Design & Option	Corridor	Index
N	3	N 11mm
3 (MT)	T	12mm
3 (i)	S	13mm
3 (MTi)	E	14mm
	R	15mm

Lens mark	
A	Fitting point (far vision eye point)
B	Area to measure the far vision power
C	Geometrical center
D	Area to measure the near vision power
E	Addition
F	Inset (0.0 to 5.0 mm at 0.1 mm steps)
G	Identification and location mark