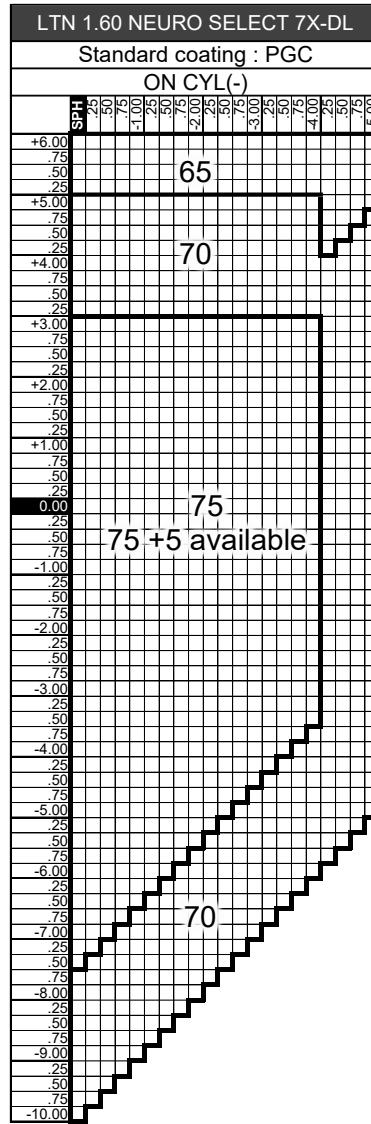
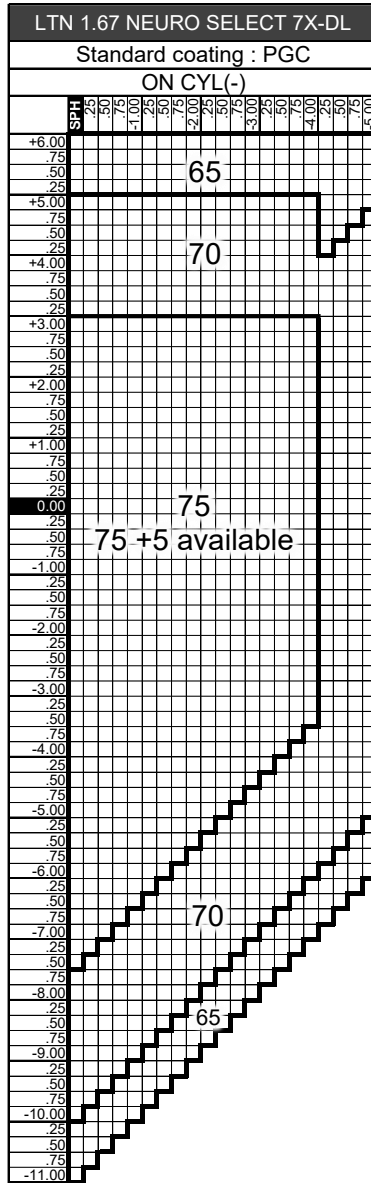
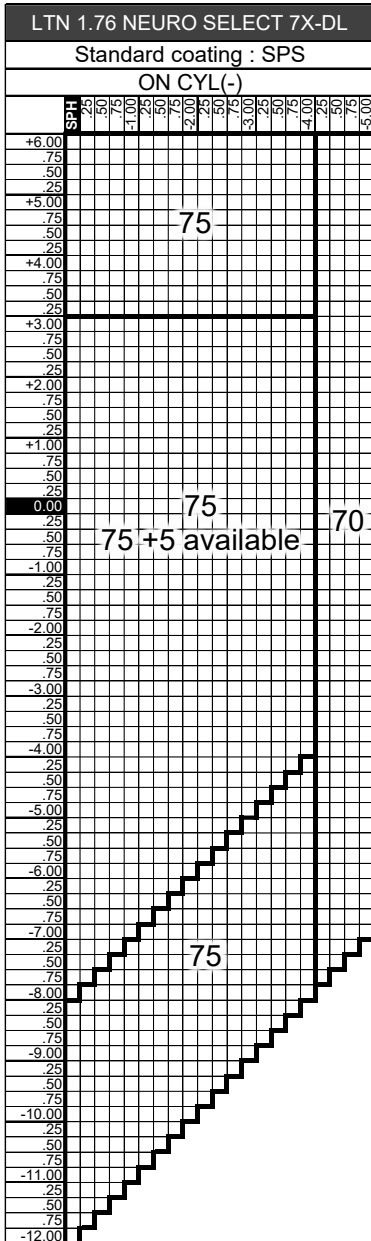


LTN NEURO SELECT 7X-DL

※The lens may be a cataract lens depending on the power

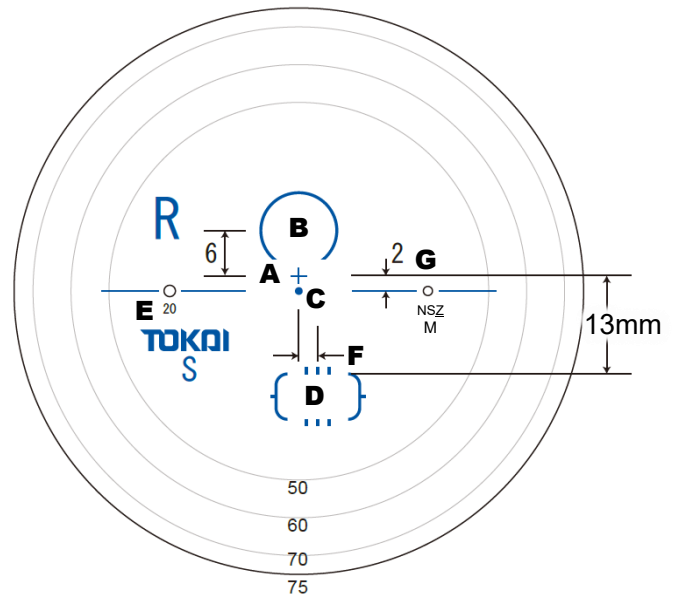


Corridor	11,12,13,14,15mm
Addition	0.50D to 4.00D at 0.25 steps
Design type	Mild, Clear

Option for MT, i, MTI	
MT	Mytune Frame shape information required.
i	Individual Individual parameters can be specified.
MTI	Mytune & Individual Frame shape information required. Individual parameters can be specified.
Individual parameters	Wrap angle (Default value: 0.0°) 0.0° ~ 15.0°(0.1°steps)
	Tilt angle (Default value: 8.0°) -5.0° ~ 25.0°(0.1°steps)
	Vertex distance (Default value: 12.0mm) 8.0mm ~ 25.0mm(0.1mm steps)

Inset	Inset	0.0 to 5.0 mm at 0.1 mm steps
	Inset design from other elements	Designed by far PD, power, reading distance, wrap angle, tilt angle and vertex distance
Reading distance	Reading distance can be prescribed	25cm to 80cm at 1cm steps

	Specifications	Specifiable range / Availability
Prescription	Size reduction	by 50mm Min : only (+), 1mm step
	Prism	Up to 3 prism
	Decentration	Not available
Frame data	Base curve selection	Available
	Slice (Frame shape required)	Available for plus & mixed power lenses
	Remote edging	Available
	Fine edge processing	Only available more than -3.00D. Some powers over -3.00D may not be applicable depending on the axis and addition power.



Design & Option	Corridor	Index	Type
N	11mm	1.76	Mild
N̄ (MT)	12mm	1.67	Clear
N (I)	13mm	1.60	
N̄ (MTI)	E	14mm	
	R	15mm	

Lens mark	
A	Fitting point (far vision eye point)
B	Area to measure the far vision power
C	Geometrical center
D	Area to measure the near vision power
E	Addition
F	Inset (0.0 to 5.0 mm at 0.1 mm steps)
G	Identification and location mark